



To improve user experience, Google is always adding new features to Google Meet. Any new features will appear in the WCPSS G-Suite as they are released.

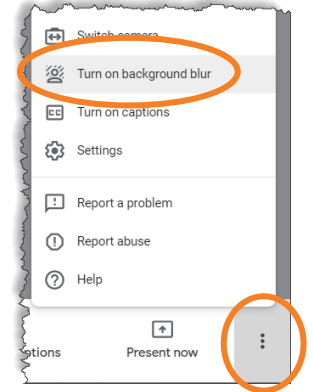

NOTE: WCPSS does not determine release dates.

Background Blur

Quickly blur your background during a Google Meet.

Before starting the Meet


Before you join the Meet, click  in lower-right corner of camera preview.



During a Meet

Three dots >> Turn on background blur

Host Controls

Google Meet hosts have additional controls. To access Host controls, click  to the right of Meeting details.

NOTE: Settings must be established for each Google Meet you host.



Settings

- Audio
- Video
- Host controls

Only hosts have access to these controls ✕

1 Quick access
When turned off,

- Only people invited by the host can join without asking
- People can't join anonymously
- Only hosts can dial out of a meeting

LET EVERYONE

2 Share their screen
When turned off, only hosts can share their screen

3 Send chat messages
When turned off, only hosts can send chat messages

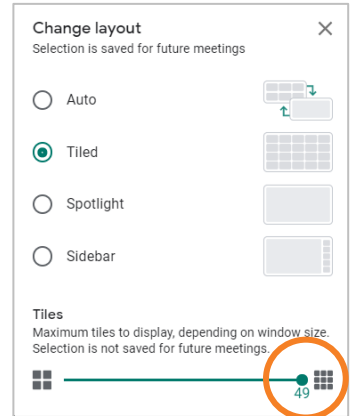
1. Manage who can join the Meet.
 2. Manage screen sharing.
 3. Manage the chat.

Expanded Tiled View Layout

Using Tiled view, participants can now show up to 49 participants on their screen during a Google Meet.

NOTE: This setting is unique to each participant.

Three dots >> Change layout >> Select Tiled >> Use slider to change the number of tiles



Noise Cancellation

This feature helps to filter out background noise.

NOTE: This setting is unique to each participant.

Three dots >> Settings >> Audio >> Noise cancellation >> Toggle on

